



REUSABLE HYGIENIC MASKS




WHITE

(immediate delivery)



LOGO IMPRESSION

(immediate delivery)



CUSTOMIZABLE

(1 week delivery)

* + transport * Request price for large quantities * Design included in price


- **Homologation France DGA: Category 1 (UNS 1)**
Reference 2000305.
- **Protection efficiency** against 3µm particles greater than 91%
- **High breathability and respiratory efficiency.**



- Mask with **two layers** for greater protection, outer layer made with **waterproof fabric**.
- **Reusable** and **washable 10 times** at 60°C
- **Adult and children** sizes




REUSABLE



WASHABLE
AT 60°




100%
CUSTOMIZABLE



PARTICLE
FILTRATION
>91%



WATERPROOF
FABRIC



2 LAYERS

MASK PLACEMENT

1. Before putting the mask on, make sure to wash your hands properly with water and soap or with a hydroalcoholic solution before manipulating it.
2. Identify the front of the mask.
3. Hold the mask from the exterior and keep the harness behind your head or at both sides of your ears, not crossing them. It is highly recommended to wear the mask right on the bare skin, avoiding any kind of hair contact.
4. Lower the bottom part of the mask down to the chin and verify if the mask is covering it.
5. Make sure that the mask is correctly placed. In order to do so, check the sealed and the absence of discomfort when breathing.
6. Once the mask is tight, be careful not to touch it with your hands. If the user needs to touch the mask, they should previously wash their hands with water and soap or with a hydroalcoholic solution.

MASK REMOVAL

So as to avoid the contamination when removing a mask, the next steps must be followed:

1. Take the protection gloves off.
2. Wash your hands in a proper way with water and soap or with a hydroalcoholic solution.
3. Remove the mask trying not to touch its front part.
4. Once again, wash your hands with water and soap or with a hydroalcoholic solution.

WASHING INSTRUCTIONS

Contact between unwashed masks and clean clothes must be avoided. The person in charge of the washing must protect themselves before handling the dirty masks.

Products which could degrade or damage the materials and decrease its protective properties must not be used.

It is recommended that the mask is left to dry completely within the first 2 hours after the washing. The mask must not be dried off with a microwave oven.

Either during the drying of the mask, or during its subsequent storage, environments in which the mask could be contaminated again must be avoided.